



PCAN-Explorer 7 | Single License Activation Guide

This is the official Single License Activation Guide for PCAN-Explorer 7. All you need is an internet connection, the PE7 setup file and your individual ticket number which you will receive by e-mail after purchasing your PCAN-Explorer 7 license.

Before You Start

Before activating your single license, you need to install the CAN device drivers and the PE7 software. Therefore, please download the driver package and start the guided installation.

[Download Driver Setup \[.zip\]](#)

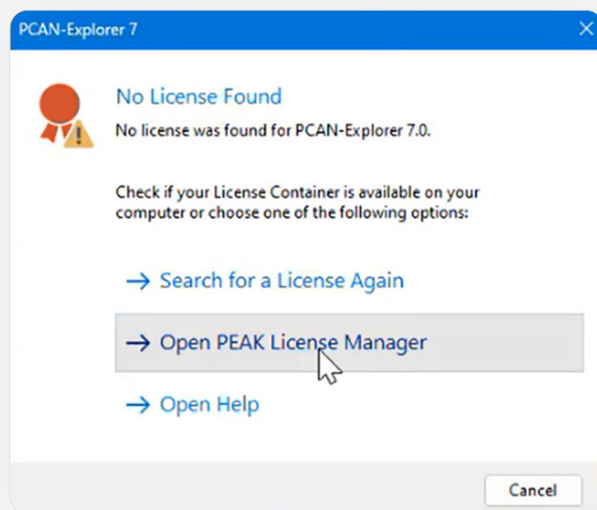
After that, please download the PE7 software setup via the link included in the e-mail and start the guided installation. As soon as you have properly installed PE7 software and drivers, please follow the license activation instructions on the next pages.



PCAN-Explorer 7 | Single License Activation Guide

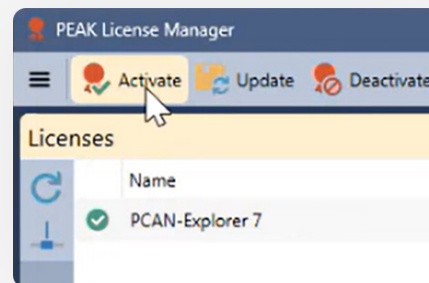
Step 1

Start the PCAN-Explorer 7.
Now, the following dialogue appears.
Click on “Open PEAK License Manager”.



Step 2

The PEAK License Manager appears and lists all available licenses.
Click on “Activate” in the upper menu bar to activate a new license.

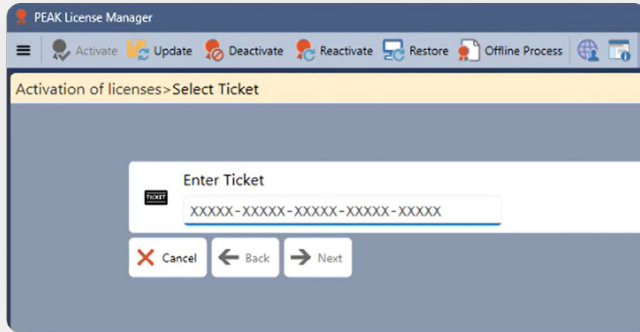




PCAN-Explorer 7 | Single License Activation Guide

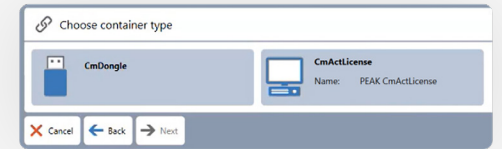
Step 3

Now, a new dialogue field opens to enter the ticket number. Please copy your personal 25-digit ticket number from your e-mail, paste it into the input field and click on “Next”.

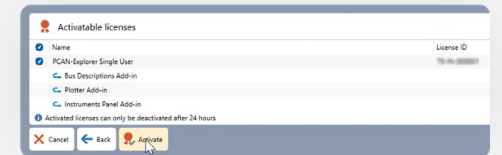


Step 4

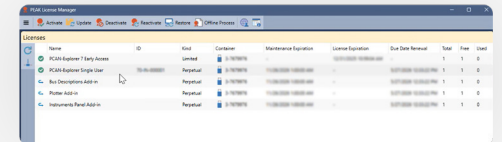
You can now decide where to store your new license. You can either choose your local computer (“CmActLicense”) or a USB dongle (“CmDongle”) if you have plugged in a license dongle.



An overview of licenses to be activated is displayed. Confirm by clicking “Activate.”



The activation process is now carried out. After this, your new license is displayed in the overview window of the License Manager.

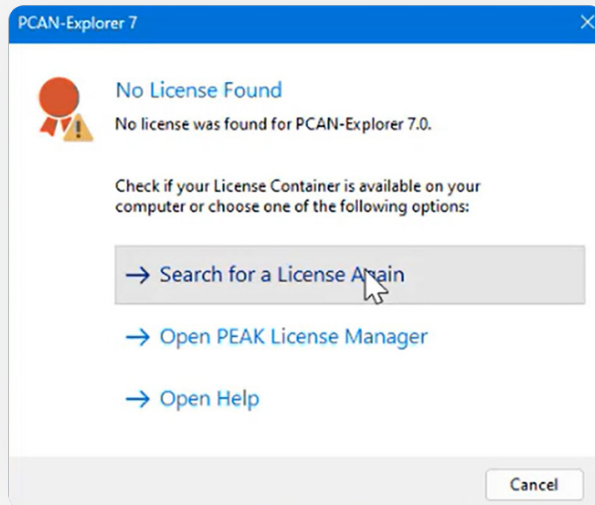




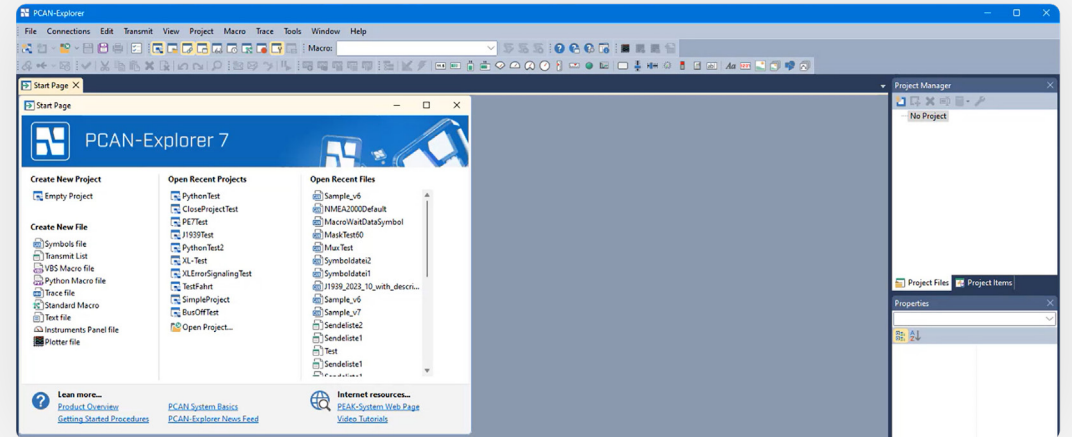
PCAN-Explorer 7 | Single License Activation Guide

Step 5

Return to the dialogue field from Step 1.
Click on “Search for a License Again”.



Now, PCAN-Explorer 7 opens and you can start exploring!



Please note: If you have an installed PCAN-Explorer 7 Early Access edition, you can now uninstall this version.